

The BD Range

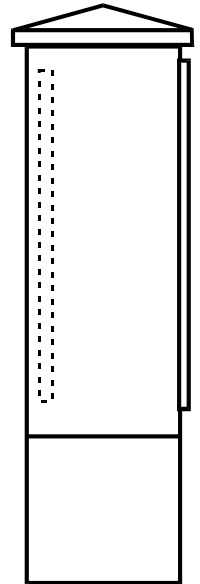


The BD range of feeder pillars has been designed to accommodate the market where style strength and practicality are equally as important as price and quality.

Specification

- > Designed to IP54.
- > Material - manufactured from 3mm HR4 mild steel plate.
- > Finish - hot dipped galvanized to BS EN ISO 1461.
- > Backboard - 12mm external grade plywood treated with water repellent.
- > Locks - fitted with deep recessed Tri-Head locks.
- > Doors - Hinged internally or detachable.
- > Seal - fitted with water tight seal around door aperture.
- > Earth Stud - fitted as standard with a M8 brass earth bolt, nuts & washers on both body and door.

Options Available

- > Fisher Anti vandal lock.
- > Body & door earth cross bonded with 90amp braid.
- > Louvre panels.
- > Paint coated finish to any colour or G2 Finish to Highways agency specification.



EXTERNAL DIMENSIONS	BD15	BD20	BD25	BD30	BD35	BD40
HEIGHT	700	700	700	950	950	950
ROOT	300	300	300	300	300	300
WIDTH	300	350	450	500	650	830
DEPTH	200	200	200	300	300	300
DOOR APERTURE WIDTH	202	252	352	352	452	752
DOOR APERTURE HEIGHT	544	544	544	744	744	744
BACKBOARD WIDTH x HEIGHT	290 x 600	340 x 600	440 x 600	490 x 800	640 x 800	820 x 800

